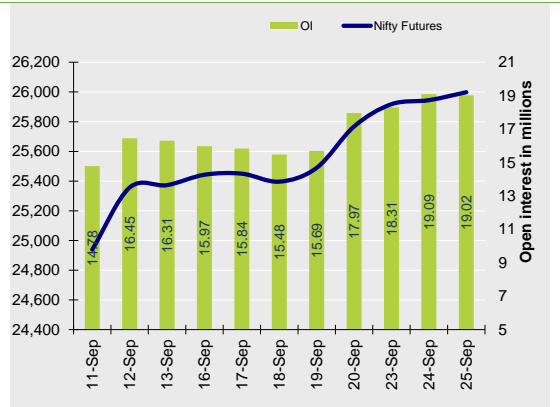


**Nifty Snapshot**

	Close	Prv Cl.	Ab chg	% chg
<b>Spot</b>	26,004.15	25,940.40	63.75	0.25
<b>Futures</b>	25,998.20	25,944.70	53.50	0.21
<b>OI(mlshr)</b>	19.02	19.09	-0.07	-0.37
<b>Vol (lots)</b>	400715	420589	-19874	-4.73
<b>COC</b>	-5.95	4.30	-10.25	-238.4
<b>PCR-OI</b>	1.33	1.31	0.01	1.0

**Nifty Futures Price v/s OI**



**Institutional Activity in previous trading session**

(in Rs cr.)	Buy	Sell	Net
Index Futures	9720.15	10399.53	-679.38
Index Options	3372114.23	3428829.65	-56715.42
Stock Futures	105328.92	108380.99	-3052.07
Stock Options	41096.13	39264.37	1831.76
FII Cash	15,086.88	16,060.82	-973.94
DII Cash	12,899.34	11,120.35	1,778.99

**Net FII Activity (in Rs cr.)**

Date	Idx Fut	Stk Fut	Idx Opt	Cash
25-Sep	-679.4	-3052.1	-56715.4	-974
24-Sep	-1482.2	3232.8	-26142.9	-2784
23-Sep	188.3	805.9	-4578.7	404
20-Sep	9144.6	16401.7	32753.5	14064
19-Sep	-924.3	3392.0	2668.8	-2548
18-Sep	1418.9	2163.0	39803.4	1154

**Technical Pivot (Intraday):**

	S2	S1	PIVOT	R1	R2
NIFTY	25820	25910	25970	26060	26120
BANKNIFTY	54085	54210	54285	54410	54485

(Price is in Rs; OI is in million units; Price chg and OI chg are in percentage) **NB RESEARCH**

**Fresh Longs seen in:**

Scrip	Price	Price chg	OI	OI Chg
FINNIFTY	25105.1	0.3	0.1	15.1
SAIL	134.5	0.3	144.1	9.5
NTPC	434.9	1.6	134.4	9.3

**Short Covering seen in:**

Scrip	Price	Price chg	OI	OI Chg
BANKNIFTY	54335.4	0.1	2.0	-29.7
GODREJPROP	3321.0	3.9	3.9	-11.1
PVRINOX	1720.5	0.7	3.8	-7.9

**Fresh Shorts seen in:**

Scrip	Price	Price chg	OI	OI Chg
DABUR	626.3	-4.6	17.7	31.3
PNB	104.9	-2.6	314.0	11.9
CUMMINSIND	3756.4	-2.6	5.3	8.6

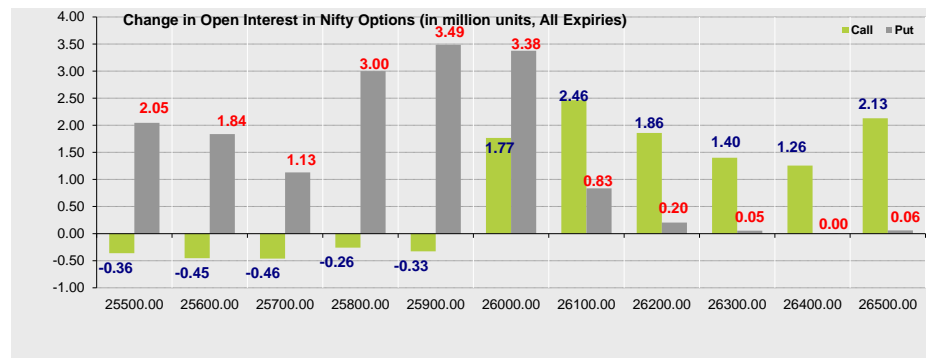
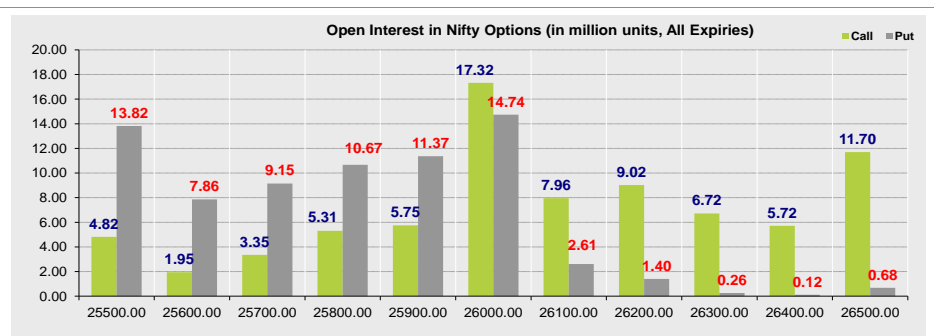
**Long Unwinding seen in:**

Scrip	Price	Price chg	OI	OI Chg
GRANULES	555.4	-1.3	10.6	-14.6
TORNTPHARM	3434.8	-1.3	1.7	-12.3
IEX	203.3	-4.1	59.4	-12.1

**Summary**

- Indian markets closed on a positive note where buying was mainly seen in Metals, Banking, Realty sectors. Nifty Sept Futures closed at 25998.20 (up 53.50 points) at a discount of 5.95 pts to spot.
- FIIIs were net sellers in Cash to the tune of 973.94 Cr and were net sellers in index futures to the tune of 679.38 Cr.
- India VIX decreased by 7.37% to close at 12.74 touching an intraday high of 13.61.

**Open Interest in Nifty Options:**



- The above second chart shows previous trading day's change in Nifty options where Addition in OI were seen in 25800, 25900, 26000 strike Puts and at 26200, 26100, 26000 strike Calls indicating market is likely to remain positive in the near term.
- Highest OI build-up is seen at 26000 strike Calls and 26000 strike Puts, to the tune of 17.32mn and 14.74mn respectively.

**Outlook on Nifty:**

**Index is likely to open on a positive note today and is likely to remain positive during the day.**

NIFTY50 Options OI (CE OI = Resistance) (PE OI = Support)			
Symbol	Highest CE OI	Highest PE OI	CMP
ADANIPTS	1500	1200	1452
ADANIENT	3200	3000	3103
ASIANPAINT	3400	3200	3250
AXISBANK	1220	1200	1267
BAJAJ-AUTO	13000	11000	12392
BAJAJFINSV	1900	1800	1927
BAJFINANCE	8000	7200	7616
BHARTIARTL	1600	1600	1760
BPCL	370	320	340
BRITANNIA	6250	6000	6178
CIPLA	1700	1640	1642
COALINDIA	520	480	506
DIVISLAB	5600	5100	5393
DRREDDY	7200	6500	6684
EICHERMOT	5000	4800	4906
GRASIM	2800	2700	2658
HCLTECH	1800	1760	1784
HDFCBANK	1660	1700	1776
HDFCLIFE	770	700	716
HEROMOTOCO	6200	5900	6073
HINDALCO	700	700	717
HINDUNILVR	2860	2900	2943
ICICIBANK	1330	1200	1323
ITC	520	500	517
INDUSINDBK	1460	1400	1440

NIFTY50 Options OI (CE OI = Resistance) ( PE OI = Support)			
Symbol	Highest CE OI	Highest PE OI	CMP
INFY	1960	1880	1894
IOC	180	160	170
JSWSTEEL	1000	940	982
KOTAKBANK	1860	1860	1896
LT	3800	3700	3796
LTIM	6500	6100	6093
M&M	3150	2800	3091
MARUTI	12500	12500	12745
NESTLEIND	2500	2500	2694
NTPC	440	425	435
ONGC	340	290	298
POWERGRID	350	350	364
RELIANCE	3000	3000	2989
SBILIFE	1920	1880	1867
SBIN	820	780	794
SUNPHARMA	1840	1840	1871
TATACONSUM	1220	1200	1189
TATAMOTORS	1100	1000	964
TATASTEEL	165	150	162
TCS	4500	4300	4272
TECHM	1660	1600	1605
TITAN	3800	3700	3737
ULTRACEMCO	12000	11400	11818
UPL	620	600	600
WIPRO	550	520	536



**Derivative Recommendations:**

Stock Name	Call (Buy/Sell)	Entry price	Targets	Stop Loss	Duration	Status
NIL						

**FROM THE EQUITY DERIVATIVE DESK:**

**NIRAV HARISH CHHEDA**  
AVP - DERIVATIVES AND TECHNICAL RESEARCH  
E-Mail: [nirav.chheda@nirmalbang.com](mailto:nirav.chheda@nirmalbang.com)  
Tel no: 6273-8199/8000

**AMIT BHUPTANI**  
SNR.DERIVATIVES AND TECHNICAL RESEARCH ANALYST  
E-Mail: [amit.bhuptani@nirmalbang.com](mailto:amit.bhuptani@nirmalbang.com)  
Tel no: 6273-8242/8000

**DISCLOSURES**

Research Reports that are published by Nirmal Bang Securities Private Limited (hereinafter referred to as "NBSPL") are for private circulation only. NBSPL is a registered Research Analyst under SEBI (Research Analyst) Regulations, 2014 having Registration no. INH000001766. NBSPL is also a registered Stock Broker with National Stock Exchange of India Limited, BSE Limited, Metropolitan Stock Exchange of India Limited, Multi Commodity Exchange of India Limited, National Commodity and Derivative Exchange Limited and Indian Commodity Exchange Limited in cash and Equity and Commodities derivatives segments.

NBSPL has other business divisions with independent research teams separated by Chinese walls, and therefore may, at times, have different or contrary views on stocks and markets.

NBSPL or its associates have not been debarred / suspended by SEBI or any other regulatory authority for accessing / dealing in securities Market. NBSPL, its associates or analyst or his relatives do not hold any financial interest (Except Investment) in the subject company. NBSPL or its associates or Analyst do not have any conflict or material conflict of interest at the time of publication of the research report with the subject company. NBSPL or its associates or Analyst or his relatives may or may not hold beneficial ownership of 1% or more in the subject company at the end of the month immediately preceding the date of publication of this research report.

NBSPL or its associates / analyst has not received any compensation / managed or co-managed public offering of securities of the company covered by Analyst during the past twelve months. NBSPL or its associates have not received any compensation or other benefits from the company covered by Analyst or third party in connection with the research report. Analyst has not served as an officer, director or employee of Subject Company. NBSPL / analyst has not been engaged in market making activity of the subject company.

Analyst Certification: The research analysts and authors of these reports, hereby certify that the views expressed in this research report accurately reflects my/our personal views about the subject securities, issuers, products, sectors or industries. It is also certified that no part of the compensation of the analyst(s) was, is, or will be directly or indirectly related to the inclusion of specific recommendations or views in this research. The analyst(s) principally responsible for the preparation of this research report and has taken reasonable care to achieve and maintain independence and objectivity in making any recommendations.

**DISCLAIMER**

This report is for the personal information of the authorized recipient and does not construe to be any investment, legal or taxation advice to you. NBSPL is not soliciting any action based upon it. Nothing in this research shall be construed as a solicitation to buy or sell any security or product, or to engage in or refrain from engaging in any such transaction. In preparing this research, we did not take into account the investment objectives, financial situation and particular needs of the reader.

This research has been prepared for the general use of the clients of NBSPL and must not be copied, either in whole or in part, or distributed or redistributed to any other person in any form. If you are not the intended recipient you must not use or disclose the information in this research in any way. Though disseminated to all the customers simultaneously, not all customers may receive this report at the same time. NBSPL will not treat recipients as customers by virtue of their receiving this report. This report is not directed or intended for distribution to or use by any person or entity resident in a state, country or any jurisdiction, where such distribution, publication, availability or use would be contrary to law, regulation or which would subject NBSPL & its group companies to registration or licensing requirements within such jurisdictions.

The report is based on the information obtained from sources believed to be reliable, but we do not make any representation or warranty that it is accurate, complete or up-to-date and it should not be relied upon as such. We accept no obligation to correct or update the information or opinions in it. NBSPL or any of its affiliates or employees shall not be in any way responsible for any loss or damage that may arise to any person from any inadvertent error in the information contained in this report. NBSPL or any of its affiliates or employees do not provide, at any time, any express or implied warranty of any kind, regarding any matter pertaining to this report, including without limitation the implied warranties of merchantability, fitness for a particular purpose, and non-infringement. The recipients of this report should rely on their own investigations.

This information is subject to change without any prior notice. NBSPL reserves its absolute discretion and right to make or refrain from making modifications and alterations to this statement from time to time. Nevertheless, NBSPL is committed to providing independent and transparent recommendations to its clients, and would be happy to provide information in response to specific client queries.

Before making an investment decision on the basis of this research, the reader needs to consider, with or without the assistance of an adviser, whether the advice is appropriate in light of their particular investment needs, objectives and financial circumstances. There are risks involved in securities trading. The price of securities can and does fluctuate, and an individual security may even become valueless. International investors are reminded of the additional risks inherent in international investments, such as currency fluctuations and international stock market or economic conditions, which may adversely affect the value of the investment. Opinions expressed are subject to change without any notice. Neither the company nor the director or the employees of NBSPL accept any liability whatsoever for any direct, indirect, consequential or other loss arising from any use of this research and/or further communication in relation to this research. Here it may be noted that neither NBSPL, nor its directors, employees, agents or representatives shall be liable for any damages whether direct or indirect, incidental, special or consequential including lost revenue or lost profit that may arise from or in connection with the use of the information contained in this report.

Copyright of this document vests exclusively with NBSPL. Our reports are also available on our website [www.nirmalbang.com](http://www.nirmalbang.com)